

Duratherm 300 Windows - Quote / Order Form

ALL VIEWED FROM OUTSIDE - UNLESS CLEARLY STATED OTHERWISE



Thames Development, Charfleets Road,
Canvey Island, Essex SS8 0PQ
01268 681612 sales@duration.co.uk

Customer Name Code

Invoice Address

Tel: Fax:

Email:

Delivery Address:

.....

.....

Customer Reference:

Date Required:

Customer Signature:

Orders will not be processed unless this form is signed.
All orders are subject to our terms and conditions.

| Specification | Quantity: | Quantity: | Quantity: | Quantity: |
|--|-------------------------------------|-------------------------------------|-------------------------------------|-------------------------------------|
| New Build <input type="checkbox"/> Yes <input type="checkbox"/> No Existing Dwelling <input type="checkbox"/> Yes <input type="checkbox"/> No Required UValue/WER <p>NOTES:</p> <p>.....</p> <p>.....</p> | Location: <p>NOTES:</p> | Location: <p>NOTES:</p> | Location: <p>NOTES:</p> | Location: <p>NOTES:</p> |
| COLOUR IN/OUT | | | | |
| FRAME <i>Odd Leg/Equal Leg /Direct Fix/ Curved</i> | | | | |
| SASH 24mm & 28mm 28mm 32mm <i>Feat EX / Sq EX Flat IN / Feat IN Feat EX</i> | | | | |
| TIMBER FRAMES <i>No/Yes inc. in sizes/ Yes not inc. in sizes</i> | | | | |
| CILLS <i>No / 85mm / 150mm / 190mm</i> CILL HORNS? <input type="checkbox"/> | | | | |
| DRAINAGE <i>Face Only</i> | | | | |
| TRICKLE VENTS <i>No / Yes(20mm Head) / Yes(42mm Head)</i> | | | | |
| EXTENSIONS <i>20mm / 42mm - POSITIONS?</i> | | | | |
| HINGES <i>Standard / Restrictor / Egress / Mega Egress / Mila</i> | | | | |
| HANDLES <i>Standard Espag / Chelton Espag Modern</i> | | | | |
| FLOATING MULLION | | | | |
| GLAZING <i>Glazed / Unglazed SPEC</i> | | | | |
| SPACER BAR <i>Black / Grey / White</i> GASKETS <i>Black Only</i> | | | | |
| ASTRAGAL BARS <i>No / Yes 19/25/41 Flat/Butted/Overlapped</i> | | | | |
| LEADS <i>No / Yes 9/12 Sq/Dec/Dia Std/Ant Sol/Unsol</i> | | | | |
| COUPLERS <i>16mm / 25mm (53mm Frames) 20mm / 25mm (70mm Frames)</i> | | | | |
| BAY POLES & ADAPTOR <i>Bay Pole 169°-150° / 149°-130° / 129°-115°</i> | | | | |
| 90° CORNER POST <i>53mm / 70mm Frame</i> | | | | |
| TRANSOM / MULLION <i>48mm / 58mm</i> | | | | |
| WIDTH <i>Overall, including Extensions</i> | | | | |
| HEIGHT <i>Overall, including Extensions</i> | | | | |



Thames Development, Charfleets Road,
Canvey Island, Essex SS8 0PQ

01268 681612 sales@duration.co.uk

Colours

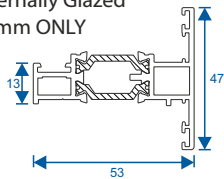
| | | |
|------------------------|--------------------------|------------------|
| White (DUR 9010 G) | Medium Grey (DUR 9007M) | Trend (TEXTURED) |
| Black (DUR 9005 M) | Silver Grey (DUR 9006 M) | RAL |
| Dark Grey (DUR 7016 M) | Brown (DUR 8014 M) | |

Glass

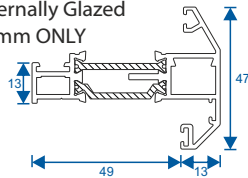
| EXISTING DWELLING | | | NEW BUILD | | |
|-------------------|-----------|--------|--|---------------|--------|
| 4/20/4 | 1.2 SC Ar | 'B'WER | 6.8/16/6 | LAM 1.0 SC Ar | 1.5 Uv |
| 4/8/4/8/4 | 1.0 SC Ar | 1.4 Uv | Other Glass Specs available on Request | | |

Sashes

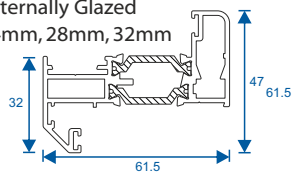
ETC324 - Flat
Internally Glazed
28mm ONLY



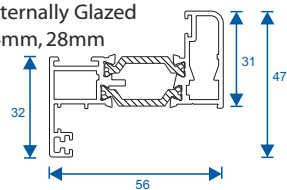
ETC326 - Feature
Internally Glazed
28mm ONLY



ETC321 - Feature
Externally Glazed
24mm, 28mm, 32mm

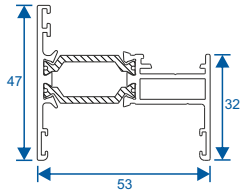


ETC328 - Square
Externally Glazed
24mm, 28mm

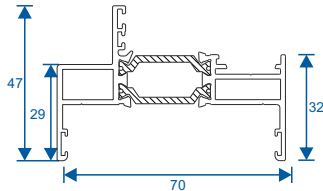


Outer Frames

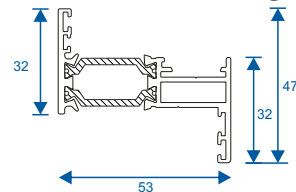
ETC310 - Equal Leg



ETC304 - Equal Leg

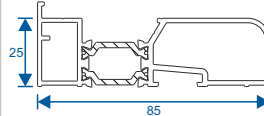


ETC420 - Odd Leg

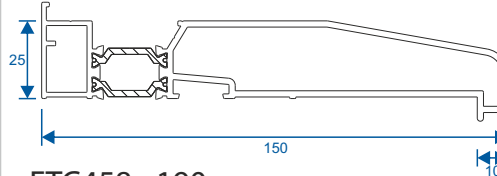


Cills

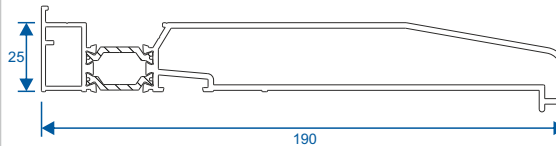
ETC451 - 85mm



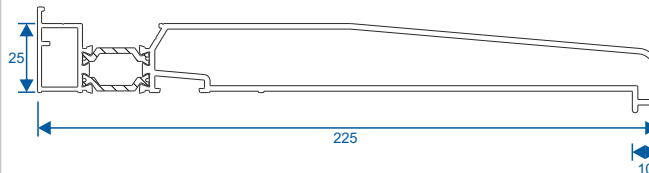
ETC457 - 150mm



ETC458 - 190mm




ETC479 - 225mm



Handles

Standard Espag
Black, White, Chrome
Silver Painted, Gold

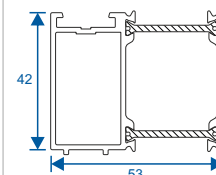


Chelton Espag
Black, White
Dark Grey

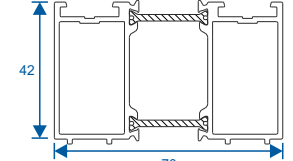


Extensions

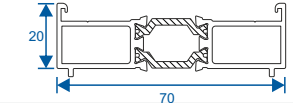
ETC352 - 42mm
53mm Frames



DV515 - 42mm
70mm Frames

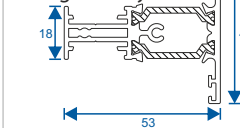


ETD057 - 20mm
70mm Frames

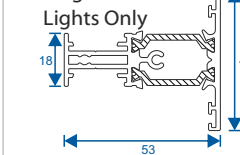


Transom / Mullion

ETC333 - 48mm
Single Vent Fixed
Lights Only

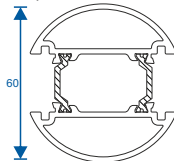


ETC335 - 58mm
Vent to Vent

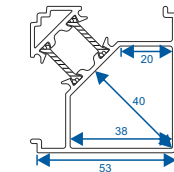


Bay Poles & Corner Posts

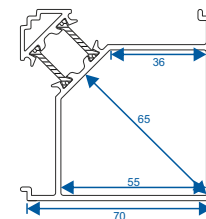
ETC-080
Bay Pole



ETC-347
90° 53mm

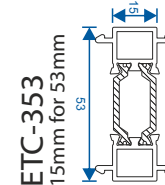


ETC-348
90° 70mm

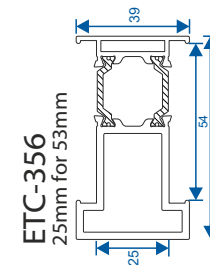


Couplers

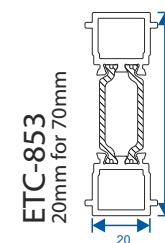
ETC-353
15mm for 53mm



ETC-356
25mm for 53mm



ETC-853
20mm for 70mm



ETC-357
25mm for 70mm

